

Smoky Mountains Woodturners NEWSLETTER

MARCH 2021

Issue No. 3

Welcome to 2021 SMWTS Meetings!

We had 40 attendees at our March ZOOM meeting. Come along next month and enjoy the socializing from 6-6:30.

2021 Dues are Due



TREASURER'S REPORT -- Jack Harris

Only **40+ members** have sent in their dues for 2021--thanks! **Another 30+ members from last year have not. Please send them this month.**

Please send your dues check of **\$30.00** to the club post office box to retain your annual membership.

P. O. Box 50141

Knoxville, Tennessee 37950-0141

Current Account Balance: \$5,982.97

Want to become a New Member of SMWTS?

1. Send your name and password to use to Jim Vogelsang
jevogelsang@charter.net.
2. Send \$30 dues to PO Box listed above

2021 Board Members

Rob Smith -- President

Don Adams -- Vice President

Scott Duncan -- Secretary

Jack Harris -- Treasurer

Members-at-Large:

Larry Green -- 2021-22

Dick Hoffman -- 2020-21

John Jordan -- 2020-21

Gordon Fowler -- 2020-21

Ed Lewis -- Program Director-- 2020-21

Dick Hoffmann Hand Made Tools



→ See pages 5-6 for details of his presentation

→ Jim will upload Dick's video on SMWTS.org
-- go to Handouts & Videos



Smoky Mountain Woodturners

The Smoky Mountain Woodturners Chapter of the AAW meets each month of the year on the 3rd Tuesday of the month. Our meeting place sponsor is Woodcraft -- Knoxville. Meetings start at 6:30 pm. Guests are always welcome. Woodcraft Knoxville is located at 8023 Kingston Pike in Knoxville, near Trader Joe's and one block from West Town Mall.
---Except at present, we are meeting virtually with ZOOM---

Smoky Mountain
Woodturners
P. O. Box 50141
Knoxville, TN 37950-0141
Website: smwts.org
Email: info@smwts.org

Contact: Rob Smith, President
Email: <mailto://highsky103@gmail.com>
Newsletter Editor: Pauline Bayne
Email: <mailto://paulinebayne@comcast.net>

Mentor Program Update from Don Adams SMWTS Mentoring List; March 7, 2021

Name	Expertise	Location
Pauline Bayne	Pyrography, Paints	Tellico Plains, TN
Scott Duncan	Bowls, Boxes, Vases	Loudon, TN
Harry Ford	Bowls, Spheres	Greenback, TN
Gordon Fowler	Bowls, Boxes, Hollow Forms	Knoxville, TN
Randy Fritchman	Bowls, Platters, Pens, Christmas Ornaments	Sevierville, TN
Richard Hoffman	All Turning, Tools & Sharpening	Loudon, TN
Brian Horias	Off Center Turning	Knoxville, TN
John K. Jordan	All Turning, Tools & Sharpening	Clinton, TN
Tom Knight	Platters, Miniatures	Louisville, TN
Jake Niedling	All Turning	Powell, TN
Bruce Pharis	Pens, Inlay, Rings	Rockwood, TN
Gordon Sloane	Bowls, Boxes, Tools & Sharpening	Greenback, TN
John Tarpley	Pens	Gatlinburg, TN
Jim Vogelsang	Bowls, Vases, Platters, Pyrography, Coloring, Tools & Sharpening, Hollow Forms	Knoxville, TN

Our Mentoring Program began in 2019 to provide education and information to our members. The Mentoring Policy, available on SMWTS.org, gives guidance on the process and requirements which initiate insurance coverage for participants. Mentoring can be done virtually with Zoom, FaceTime, Skype, or even a phone call.

If you are interested in being a mentor, please review the Mentoring Policy and send your name, expertise, phone number, and location to Don Adams (don-adams@tds.net). The current Mentoring List and Policy will be maintained on the website. Members who would like to engage with a Mentor can contact one on the list or contact a club officer who can help suggest matches. Mentors genuinely enjoy helping others learn aspects of woodturning and sharing their experienced knowledge. Novice or advanced, you are encouraged to use the program. You will learn a lot faster and safer, and your Mentor will enjoy knowing he or she has passed on skills that were so hard to develop.

Jim Vogelsang has posted the mentoring policy and easy procedural forms on our website.

Mentor & Mentee must be paid-up members of our club and AAW so they can be covered by our AAW insurance.

- 1. If you want to set up a mentoring session, identify the mentor and call him/her. Contact information is in the Mentor List.*
- 2. The mentor will then complete the Mentor Request Form online to identify the mentee, session dates, location or virtual method, and a brief description of the session(s). It should only take a few seconds to complete the form.*
- 3. The President or Vice President will send an approval notice and track the information on behalf of the mentoring project.*

OTHER WEBSITE IMPROVEMENTS

Site and Use Navigation provides use directions organized like a book. Menu links at the bottom of each page provide navigation to next or previous pages. There are also direct links to each topic on the first page.

Member List. Jim asks that *each of us review our own account* for correct information, and please *add a photo* so we all get to know each other.

Work is underway for a FOR SALE section & website will track paid members.

MEMBER'S MENU

My account

Site use and navigation

Mentoring

Add content

Handouts and Videos

Show and Tell Pictures

Newsletters

Member List



President's Message from Rob Smith --2 weeks until Retirement / Need to Turn Wood !

This last Tuesday night was our 11th consecutive online monthly meeting. We had right at 40 people in attendance, which coincidentally is about the number of paid members we have. I know that everyone is starting to get annoyed with the new "normal" and I can't say that I blame you. It would be nice to be able to get closer than 6 feet to another human. But on the brighter side, it seems that the CDC is now recommending that it's okay for kids in school to be only 3 feet from each other (as long as everyone is masked and don't breathe).

Another benefit that I've noticed is that I haven't really gotten sick this winter. No flu, no pneumonia, no chicken pox, not even really a cold. And I thought that was an impossibility. And fortunately, I get the second shot of Moderna vaccine this weekend. The first one I had to drive to Cookeville to get. This time all I have to do is to go to Lenoir City. I don't know where everyone else stands in regards to the Covid vaccine, but I am hopeful that it along with other measures will put this pandemic behind us.

There has been talk of folks wanting to resume monthly meetings in person as soon as we are able. And I too, wish for that. However, this is something that is going to take a while longer. In an effort to help us remain connected we have reinvigorated our mentor program. This last month Don Adams and Jim Vogelsang have made great strides in amending our "in-person" program to make it more useful in our "virtual" environment. Let's give them thanks and go to the website to utilize the new system. We are fortunate to have experienced individuals who are happy to donate their time and expertise to others with a desire to learn. They also deserve a great deal of praise and respect. And by formalizing the process we are able to utilize our insurance coverage, should it be needed.

I also want to thank Dick Hoffmann for his outstanding demonstration on making a suite of "carbide cutter" turning tools. And congratulations to Gordon Fowler for being the high bidder and proud owner of Dick's tool set. I hope that Gordon will give us an update next month.

When I was young my first memories were when we lived in a small house near downtown. It was our mother and four boys. I was the third. She worked for Shell Oil Company in one of the buildings downtown. She had gotten out of an abusive relationship and taken us to live in the same town as her parents. It was in the early sixties. We had an old rounded four-door sedan that was, I think navy colored, although most of the time it was covered in west Texas dust, so it was hard to tell. She did the best she could for us but I know that it wasn't easy on her. Many times she would have to leave us alone or in the care of a sitter or a maid. We loved it. We drank powdered milk, had Mapleline-flavored sugar water for syrup and did pretty much whatever we wanted. I was the "early riser" of the boys so I would usually be the one to make pancakes with Bisquick and food coloring (I liked them blue, or green, or red... just colored). So much responsibility for a 5-year old.

But I remember sitting alone in the quiet house with the morning sun streaming in. And that is when I learned of all the minute dust particles that would glisten in the morning sunlight--hundreds of them, just aimlessly floating around in the air. Little normally unseen entities until they reflected the sunlight to make them seen. And then they would float out of the sunray and disappear again.

That was how I learned of the concept of a sensor. The process of using something to highlight what is normally not seen. Sometimes we have to be shown things to learn of their existence. Many times we are shown these by others around us who are called mentors. My thanks to all of them.

Committee Chairs

Website – Jim Vogelsang

Newsletter Editor – Pauline Bayne

Video/Zoom – Jim Vogelsang and Andy Milligan

Special Projects

- **Fantasy of Trees** – Jim Vogelsang
- **Beads of Courage & Wig Stands** – Drue Hogland
- **Pens for Troops** – Randy Fritchman
- **Education** – WVR Project – Bob Law
- **Safety Director** – Richard Hoffman
- **Arts in the Airport** – Robert Brown
- **Blount Mansion Project** – Ed Lewis
Kiln-dried magnolia is coming...
- **SMWTS Display at the Emporium** – Brian Horais (2021 cancelled)

In Memoriam

Roger Jessup's family requested that instead of flowers, a remembrance could be sent to Wears Valley School. For anyone who does not have the link, donations may be made online at:
<https://wvr.org/roger-jessup-memorial/>

SMWTS 2021 Calendar of Events

January 6	1st Quarter Board of Directors meeting
January 19	Jake Niedling – Small Thin Goblets
February 16	Gordon Fowler -- Multi-Axis Turned Coffee Scoops
March 16	Dick Hoffman –Hand Made Turning Tools
April 7	2 nd Quarter Board of Directors meeting
April 20	April Meeting - TBD
<i>April</i>	<i>SMWTS Exhibition of Knoxville Art and Alliance, Emporium Bldg. - Cancelled</i>
May 18	May Meeting - TBD
June 20	June Meeting - TBD

The Board of Directors will be completing our annual schedule. Please be in touch with any board member if you would like to do a demo for our club.

Check out AAW Remote Demos

- o Cindy **Drozda**: Tall Colored Lidded Hollow vessel -session 1 / Mar 20, 1-4:30 pm
- o Formas **Huecas**, in Spanish / Mar 20, 3-5 pm
- o Chris **Lawrence**: High Rise Finial Box / Mar 20, 7-9 pm
- o Roberto **Ferrer**: Hybrid-Turned Bowl / Mar 21, 3-4 pm
- o Ed **Pretty**: Beyond ABC / Mar 23, 6-8 pm
- o Jim **Echter**: Setting Up Your Skew, Spindle Gouges, Parting Tool & Calipers / Mar 23, 7-9 pm
- o Liam **O'Neill**: Wide-Rimmed Bowl + / Mar 27, 11-1
- o Phil **Rose**: Turning the Third Burl / Apr 3, 12-2 pm
- o Cindy **Drozda**: Tall Colored Lidded Hollow vessel -session 1 / Mar 20, 1-4:30 pm
- o Chris **Parker**: Self-Presenting Oak Coved Bowl / Apr 3, 2-3:30 pm
- o Ed **Pretty**: Butterfly Crack Repair / Apr 6, 6-8 pm
- o Roberto **Ferrer**: Wood, Wire, and Fire / 6-8 pm
- o Roberto **Ferrer**: Texturing with Hand Tools / Apr 18, 3-5 pm
- o Ed **Pretty**: Coloring Wood / Apr 20, 6-8:30 pm

American Association of Woodturners

If you are not a member of AAW, we ask you to consider joining our parent organization. A new membership promotion is being offered in 2020 –**Affiliate membership**.

Get full access to all online content, publications *American Woodturner* & Woodturning FUNdamentals, as well as availability of demonstrator, maker and educator profiles on the AAW website.

NOTE: Affiliate membership is offered **FREE** to AAW Chapter members for 3 months. **Sign up** for the special offer online at www.woodturner.org

NOW is a Great Time to join, and spend time with all their info, videos, articles – both present and past!

AAW Calendar
2021 AAW Symposium
 Omaha, Nebraska
 July 15-18, 2021

2022 AAW Symposium
 Chattanooga, TN
 June 23-26, 2021

Here is Dick's list of materials & tools for making turning tools in your own workshop at a cost of about \$25 each.

1. Materials Needed

a. Handle



- i. Turning stock for glue up
 1. 2 pieces of wood 2" x 3/4" x 18" (top and bottom)
 2. 2 pieces of wood 1/2" x 3/4" x 18" (sides)
- ii. 1 piece of wood 1/2" x 1/2" x 12" (inserted with hollow square rod)
- iii. 1 piece of metal 1/8" x 1/2" x 1" (inserted in side piece)
- iv. Collect material (1-1 1/2" inside diameter, copper, PVC. etc.)
- v. Hollow 1/2" x 1/2" x 6" square rod (Home Depot, Tractor Supply, etc.)
- vi. 2 set screws 1/4"-20tpi and 1/4" long
- vii. Tap 1/4"-20
- viii. HS drill bit 13/64"

b. Round Carbide Cutter

- i. 3/8" square rod, 18" long (Home Depot, Tractor Supply, etc.)
- ii. 1/2" carbide (Woodcraft, Amazon, azcarbide.com, etc.)
- iii. 9/64" HS drill bit
- iv. 8-32 tap
- v. 8-32 tpi flat or round top 1/4" long bolt



c. Round Skew Cutter

- i. (same as above)



d. Hollowing Round Cutter

- i. (same as above)



e. Boring Bar

- i. 1/8" square M42 HS steel cutter 1-1 1/2" long (Amazon)
- ii. 13/64" HS drill bit (same as handle)
- iii. 1/4"-20 tap (same as handle)
- iv. 1/4"-20 tpi set screw 1/4" long



2. Tools Needed

- a. Hack saw
- b. Drill Press
- c. Power Drill
- d. MAP gas torch
- e. Grinder
- f. Sandpaper (120 & 150 grit)
- g. Metal file

Dick Hoffmann -- Hand Made Tools



Thanks, Dick, for an expert demonstration of how to make turning tools using regular tools and materials.



SURPRISE--In a silent / blind auction, Dick is giving away tools that he made!

Set includes handle and four interchangeable tool inserts, and each insert includes the appropriate cutter.

And the WINNER is Gordon Fowler. CONGRATS!



Happy Spring Happy Turning



NEED WOOD? --Donations to SMWTS will be accepted for the club.

Contact John Jordan


mailto: jordanjk@gmail.com

John has wood to donate for those needing wood for practice or chapter projects.

Contact Rob Smith

mailto: highsky103@gmail.com


For those who need or want it, Rob also has a supply of turning materials





What's Happening at the Ranch this Month?

We were in for a surprise when we arrived at the Ranch for our **March** Workshops. Mr. Pat Brown and team had rearranged the warehouse portion of our building and installed steel racking to hold pallets of our Ranch wood! We're looking forward as well to the addition of restrooms this spring, courtesy of a volunteer work group (an annual event) coming to the Ranch in May.



Our students did a great job with the **March** project, "Turning a two piece coffee scoop". Randy provided an assortment of fine hardwood blanks for the handles, and we used Ranch wood (soft maple) for the bowl portion. We utilized the Nick Cook method to turn the scoop. The students learned to use a jamb chuck as part of the project.

We'll be welcoming a new group of (3) beginners to the program in April. In addition, Pat Brown is starting a workshop program for interested staff members at the Ranch on Wednesdays (when we are not there working with the kids).

If you have questions about our SMWTS educational program, contact Bob Law - rockytopbob1@gmail.com



AAW Monthly Safety Message – Dick Hoffmann

SAFETY: DON'T DO THIS

- Don't try to use a wire to friction burn a bowl, without handles on the wire.



SAFETY: DON'T DO THIS

- Don't start to turn a segmented bowl until the glue is dry AND cured.



SAFETY: DON'T DO THIS

- Don't try to use a wire to friction burn a bowl, without handles on the wire.



*AAW Monthly Safety
Message* – Dick Hoffmann

SAFETY: DON'T DO THIS

- Don't fill a void with CA glue and then turn on the lathe



SAFETY: DON'T DO THIS

- Don't turn and stand in a cloud of dust without dust protection.



SAFETY: DON'T DO THIS

- Don't punch holes in your elbows by not removing the tail stock's live center



Show & Tell Gallery



Dick Hoffmann

Sculpture based on half bowls of maple, walnut, yellow heart, red oak, and lattice of ebony.

Ken Lewis

Cherry Candlesticks based on Rudi Osolnik design.



Show & Tell Gallery



Jake Niedling

Multi-Axis Maple Scoop based upon last months' demo by Gordon Fowler. Just had to give it a go. Added some pyrography texturing and finished with two coats of Danish oil.

Christmas Ornaments -- Experimenting with shapes and colors, red acrylic and gold.

