

Smoky Mountains Woodturners NEWSLETTER

APRIL 2021

Issue No. 4

Welcome to 2021 SMWTS Meetings!

We had 50 attendees at our April ZOOM meeting. Join us next month and enjoy the socializing from 6-6:30.

2021 Dues are Due



TREASURER'S REPORT -- Jack Harris

We are now up to 49 paid members for 2021--thanks! Board members are calling those who paid last year but not so far in 2021. They are getting some positive responses.

Please send your dues check of \$30.00 to the club post office box to retain your annual membership.

P. O. Box 50141

Knoxville, Tennessee 37950-0141

Current Account Balance: \$6,287.97

Want to become a New Member of SMWTS?

1. Send your name and password to use to Jim Vogelsang
jevogelsang@charter.net.
2. Send \$30 dues to PO Box listed above

2021 Board Members

Rob Smith -- President

Don Adams -- Vice President

Scott Duncan -- Secretary

Jack Harris -- Treasurer

Members-at-Large:

Larry Green -- 2021-22

Dick Hoffman -- 2020-21

John Jordan -- 2020-21

Gordon Fowler -- 2020-21

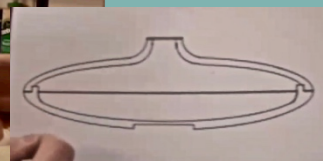


Ed Lewis -- Program Director-- 2020-21

Two-Part Hollowing by Frank DiMizio and Tim Yoder

Curated by Dick Hoffmann

Frank Didomizio

<https://www.youtube.com/watch?v=AV4pC1uljaA>



Tim Yoder

<https://www.youtube.com/watch?v=e6GWvuFPHuo>



The Smoky Mountain Woodturners Chapter of the AAW meets each month of the year on the 3rd Tuesday of the month. Our meeting place sponsor is Woodcraft -- Knoxville. Meetings start at 6:30 pm. Guests are always welcome. Woodcraft Knoxville is located at 8023 Kingston Pike in Knoxville, near Trader Joe's and one block from West Town Mall.

---Except at present, we are meeting virtually with ZOOM---

Smoky Mountain
Woodturners
P. O. Box 50141
Knoxville, TN 37950-0141
Website: smwts.org
Email: info@smwts.org

Contact: Rob Smith, President
Email: [mailto://highsky103@gmail.com](mailto:highsky103@gmail.com)
Newsletter Editor: Pauline Bayne
Email: [mailto://paulinebayne@comcast.net](mailto:paulinebayne@comcast.net)

Mentor Program Up and Running -- from Don Adams
SMWTS Mentoring List; March 7, 2021

Name	Expertise	Location
Pauline Bayne	Pyrography, Paints	Tellico Plains, TN
Scott Duncan	Bowls, Boxes, Vases	Loudon, TN
Harry Ford	Bowls, Spheres	Greenback, TN
Gordon Fowler	Bowls, Boxes, Hollow Forms	Knoxville, TN
Randy Fritchman	Bowls, Platters, Pens, Christmas Ornaments	Sevierville, TN
Richard Hoffman	All Turning, Tools & Sharpening	Loudon, TN
Brian Horias	Off Center Turning	Knoxville, TN
John K. Jordan	All Turning, Tools & Sharpening	Clinton, TN
Tom Knight	Platters, Miniatures	Louisville, TN
Jake Niedling	All Turning	Powell, TN
Bruce Pharis	Pens, Inlay, Rings	Rockwood, TN
Gordon Sloane	Bowls, Boxes, Tools & Sharpening	Greenback, TN
John Tarpley	Pens	Gatlinburg, TN
Jim Vogelsang	Bowls, Vases, Platters, Pyrography, Coloring, Tools & Sharpening, Hollow Forms	Knoxville, TN

Our Mentoring Program began in 2019 to provide education and information to our members. The Mentoring Policy, available on SMWTS.org, gives guidance on the process and requirements which initiate insurance coverage for participants. Mentoring can be done virtually with Zoom, FaceTime, Skype, or even a phone call.

If you are interested in being a mentor, please review the Mentoring Policy and send your name, expertise, phone number, and location to Don Adams (don-adams@tds.net). The current Mentoring List and Policy will be maintained on the website. Members who would like to engage with a Mentor can contact one on the list or contact a club officer who can help suggest matches. Mentors genuinely enjoy helping others learn aspects of woodturning and sharing their experienced knowledge. Novice or advanced, you are encouraged to use the program. You will learn a lot faster and safer, and your Mentor will enjoy knowing he or she has passed on skills that were so hard to develop.

Jim Vogelsang has posted the mentoring policy and easy procedural forms on our website.

Mentor & Mentee must be paid-up members of our club and AAW so they can be covered by our AAW insurance.

- 1. If you want to set up a mentoring session, identify the mentor and call him/her. Contact information is in the Mentor List.*
- 2. The mentor will then complete the Mentor Request Form online to identify the mentee, session dates, location or virtual method, and a brief description of the session(s). It should only take a few seconds to complete the form.*
- 3. The President or Vice President will send an approval notice and track the information on behalf of the mentoring project.*

OTHER WEBSITE IMPROVEMENTS

Site and Use Navigation provides use directions organized like a book. Menu links at the bottom of each page provide navigation to next or previous pages. There are also direct links to each topic on the first page.

Member List. Jim asks that *each of us review our own account* for correct information, and please *add a photo* so we all get to know each other.

Work is underway for a FOR SALE section & website will track paid members.

MEMBER'S MENU

My account

Site use and navigation

Mentoring

Add content

Handouts and Videos

Show and Tell Pictures

Newsletters

Member List



President's Message from Rob Smith --Retired Guy!

Greetings to all. I've been out of town for the last 2 weeks and am just now trying to get everything unloaded and back in place so that I can resume "normal activities".

I had the opportunity to take a week-long class at the Marc Adams School of Woodworking outside of Indianapolis, Indiana this last month. The class was deep hollowing with Steve Sinner using his hollowing rigs. I will try and put together a presentation on the things that Steve taught. Steve was assisted, as always, by Joe Meirhaeghe.

Last week I was able to go and visit my daughter and son-in-law, who last year moved from Austin, TX to Medina, OH about 20 minutes south of Cleveland, OH. I used the opportunity to fit some cabinet legs that I had turned for them. Also, one day they took me to Charm, OH into the heart of Amish country to see Keim Lumber. I have never experienced anything like that in my life. We drove through miles of rolling hills on country roads past farm after farm. People on bicycles or in horse-drawn buggies littered the way. The store itself is 125,000 sq. ft. that features almost everything to do with a home. We were there for over an hour, and I don't think that I looked at more than 10% of the place. I fully intend to pay more return visits.

On April 7th we had our SMWTS spring board meeting via ZOOM. A number of topics were covered at that meeting. Sadly, Ed Lewis is unable to continue as our program director. However, Dick Hoffmann agreed to pick up those duties for the remainder of the year along with help from other board members. The topic of in-person meetings was covered, and we agreed that for now we will continue with the virtual ZOOM format. Our May meeting will feature **Graeme Priddle and Melissa Engler** as they provide live commentary and a video on the techniques of making their "Koru Bowl". I hope that we all will be able to be online for that meeting.

Committee Chairs

Website – Jim Vogelsang

Newsletter Editor – Pauline Bayne

Video/Zoom – Jim Vogelsang and Andy Milligan

Special Projects

- **Fantasy of Trees** – Jim Vogelsang
- **Beads of Courage & Wig Stands** – Drue Hogland
- **Pens for Troops** – Randy Fritchman
- **Education** – WVR Project – Bob Law
- **Safety Director** – Richard Hoffman
- **Arts in the Airport** – Robert Brown
- **Blount Mansion Project** – Ed Lewis
Kiln-dried magnolia is coming...
- **SMWTS Display at the Emporium** – Brian Horais (2021 cancelled)

Plans are being made for a "turners weekend" at Arrowmont, scheduled for April 8-10, 2022. This is being organized in conjunction with the East Tennessee Woodworker's Guild. Finally, there was a discussion on providing support for Jason Holiday and his efforts to obtain a small shop to house his lathe and turning activities. SMWTS' will provide assistance in applying for a Home Depot grant to further those efforts.

Wears Valley Ranch

– Bob Law






New for 2021!

Sack Races for the Kids

Ladies Skillet Toss Competition

Live Mountain Music

Our Famous Steak Pops

Artisan Craft Sale
April 24, 2021
9:00 am–4:00 pm

SMWTS 2021 Calendar of Events

January 6	1st Quarter Board of Directors meeting
January 19	Jake Niedling – Small Thin Goblets
February 16	Gordon Fowler -- Multi-Axis Turned Coffee Scoops
March 16	Dick Hoffman –Hand Made Turning Tools
April 7	2 nd Quarter Board of Directors meeting
April 20	Two-Part Hollowing by Frank Didomizio & Tim Yoder ; public domain videos curated by Dick Hoffmann.
May 18	Graeme Priddle & Melissa Engler - Koru Bowl
June 20	June Meeting - TBD

*The Board of Directors will be completing our annual schedule.
Contact any board member if you to demonstrate for our club.*



KORU BOWL

By Priddle & Engler



Check out AAW Remote Demos

- o Midwest Pen Turners Virtual Gather / Apr 25, 5-9 pm
- o **Roberto Ferrer**: Antiquity - Fluted Bowl / Apr 25, 3-5 pm
- o Basic Hollowing with **Trent Bosch** / Apr 29, 7-9 pm
- o **Ed Pretty**: Sharpening Woodturning Tools / May 4, 6-8 pm
- o **Lyle Jamieson**: LIVE with LYLE - Hollow Form with Natural Edge Opening / May 5, 7-9:30 pm

American Association of Woodturners

If you are not a member of AAW, we ask you to consider joining our parent organization. A new membership promotion is being offered in 2020 – **Affiliate membership**.

Get full access to all online content, publications *American Woodturner* & Woodturning FUNdamentals, as well as availability of demonstrator, maker and educator profiles on the AAW website.

NOTE: Affiliate membership is offered **FREE** to AAW Chapter members for 3 months. **Sign up** for the special offer online at www.woodturner.org

NOW is a Great Time to join, and spend time with all their info, videos, articles – both present and past!

AAW Calendar


2021 AAW Symposium

Omaha, Nebraska
July 15-18, 2021

2022 AAW Symposium

Chattanooga, TN
June 23-26, 2021

Happy Spring Happy Turning



NEED WOOD? --Donations to SMWTS will be accepted for the club.

Contact John Jordan


mailto: jordanjk@gmail.com

John has wood to donate for those needing wood for practice or chapter projects.

Contact Rob Smith

mailto: highsky103@gmail.com

For those who need or want it, Rob also has a supply of turning materials .



AAW Monthly Safety Message – Dick


CHECK LIST FOR SAFETY AND TUNING

- **Check locking**
 - **Banjo**
 - **Tailstock**
 - **Tool Rest**
- **Clean the bed to insure the banjo and tailstock slide easily. (sand lightly with 400+ grit wet/dry and then wax)**
- **File/sand the tool rest to remove nicks that a tool can catch on**
- **Check drive belts and replace if needed.**
- **Tighten all bolts on your 4 jaw chucks**
- **Align head and tailstock**
- **Sharpen your spur center**
- **Check your live center bearings to insure it runs true.**
- **If using a faceplate,**
 - **Make sure you are using sheet metal screws. They are a better choice because they are case hardened and have deeper and sharper threads. Make sure you**
 - **For an 8-10" x 2" blank, use #8 x 3/4" screws.**
 - **For a bigger thicker blanks, use #14 x 1 1/2"**

AAW Monthly Safety Message – Dick**HEAD & TAILSTOCK ALIGNMENT**

Make sure spur center and live center meet up exactly

Miss-alignment can cause tailstock live center bearing to wear and the tip will not run true. (replace bearing, if possible.)

**Show & Tell Gallery*****Dick Hammat***

Wig Stands of dark spalted maple and curly palomino. He said to mark tops of top & bottom to place the best wood pattern in the right places.






Dick Hoffmann

Practice pyrography
pattern board done
after mentoring session
with Pauline Bayne

Jim Vogelsang

French rolling pin
20" maple blank
with purple heart
inlaid. Requires
very precise cutting
to get this pattern.



Jake Niedling

Bud Vases of cedar and albezia (watch for
allergies to the latter). Jake also reminded us
that he has demonstrated the Tim Yoder
method of two-part hollowing for us and
recommends the method.





What's Happening at the Ranch this Month?

April has been a busy month at the Ranch. We were pleased to welcome four new students to our beginners workshop. We introduced them to shop safety, parts of the lathe, tool identification etc. Then we got started on turning square wood to round using the roughing gouge. Looking forward to helping these new students (and one house parent) learn to turn.



Our intermediate classes all helped us prepare for the Artisan Craft Sale by turning oven rack tools. We used a design and methods that John K. Jordan presented to one of our workshops several years ago. All in, we were able to donate 13 of the tools to be sold at the event. We also unpacked the rough-turned black gum bowls that the students worked on last January. We showed them how to determine moisture content using a meter. There were just a few cracks forming and some movement in the rims. We hope to be able to complete the finished turning in May or June.



Work Continues on the new addition at the Shop. The Ranch completed the concrete work and plumbing rough-in. Next comes the carpentry scheduled for early May.



On Saturday, the 24th, we joined some of the students at the Artisan Craft Sale and experienced an amazing turn out from the public in spite of the cold and rainy day. We were pleased that several of our members were able to come out to the event, and the attendees were indeed generous. Our team of students did an awesome job of selling!



If you have questions about our SMWTS educational program at the Ranch, contact Bob Law - rockytopbob1@gmail.com