

# Smoky Mountains Woodturners NEWSLETTER

NOV 2021

Issue No. 11

At our November meeting via Zoom, we had about 26 attendees and a nice social conversation beforehand.

## Dues are DUE



Please send your dues check of **\$30.00** to the club post office box to retain your annual membership.

**P. O. Box 50141 Knoxville,  
Tennessee 37950-0141**

## Show & Tell



Lots of excellent items were displayed on November 16th. Please continue to make Show & Tell items to share next time.

## COMING ATTRACTIONS

**\*\*TAW 33<sup>rd</sup> Annual Symposium**  
**January 28-29**

**Marriot Hotel & Convention Center**  
**Franklin, TN**

Early Registration ends December 31  
2-Days \$180 / 1-Day \$135/ Spouse \$90  
[www.tnwoodturners.org](http://www.tnwoodturners.org)

**\*\*SMWTS Woodturning**  
**Weekend at Arrowmont**  
**April 8-9-10, 2022**  
**Details to come**

## **Brian Horais** **Cutting Threads on a Lathe**



Brian's Handout is on [SMWTS.org](http://SMWTS.org)



The Smoky Mountain Woodturners Chapter of the AAW meets each month of the year on the 3<sup>rd</sup> Tuesday of the month. Our meeting place sponsor is Woodcraft – Knoxville. Meetings start at 6:30 pm. Guests are always welcome. Woodcraft Knoxville is located at 8023 Kingston Pike in Knoxville, near Trader Joe's and one block from West Town Mall.

Smoky Mountain Woodturners  
P. O. Box 50141  
Knoxville, TN 37950-0141  
WEBSITE: [smwts.org](http://smwts.org)  
E-MAIL: [info@smwts.org](mailto:info@smwts.org)

Contact: Rob Smith, President  
Email: [highsky103@gmail.com](mailto:highsky103@gmail.com)

Newsletter Editor: Pauline Bayne

### Committee Chairs

**Website** -- Jim Vogelsang  
**Newsletter Editor**--Pauline Bayne  
**Video/Zoom** -- Jim Vogelsang & Andy Milligan

### Special Projects

**Fantasy of Trees** -- Don Adams & Jim Vogelsang  
**Beads of Courage & Wig Stands** --Drue Hogland  
**Pens for Troops** -- Randy Fritchman  
**Education** -- WVR Project -- Bob Law  
**Safety Director** -- Richard Hoffman  
**Arts in the Airport** -- Robert Brown  
**Blount Mansion Project** -- Ed Lewis  
**SMWTS Display at Emporium** -- Brian Horais



### Call for Entries -- 16th National Juried Art Exhibition

**Two- and 3-dimensional works will be on display February 4-26, 2022 at the Emporium Center, Knoxville, TN.** More than \$1,000 in cash awards will be presented at the exhibition's Opening Reception on February 4, 2022. **Entries must be received by midnight on Sunday, December 5, 2021.** Rules and Entry Form available at:

<https://www.knoxalliance.com/nje-entry/>



## SMWTS President's Message

I would like to thank everyone who contributed to the Fantasy of Trees (FOT) this last Sunday. East Tennessee Children's Hospital will surely benefit from our expanded contributions. And for those of you who haven't already done so, please provide an estimated retail value for your piece(s). That can help Don and Jim greatly when suggesting prices to the FOT people.

I would also like to thank our newly elected board members, Andy Milligan, Frank Huscroft, and Ron Comptois. Thank you for your willingness to serve SMWTS as members of the board of directors.

Also, congratulations and our thanks to Brian Horais for his threading presentation this last Tuesday night. I checked out a few of the online threading videos and enjoyed them immensely. And I think that I may now have another addition to my Christmas wish list.

So, now it is 2 AM on Friday night, and I'm sitting in our now vacant Knoxville house on a makeshift bed composed of empty boxes, full boxes of flooring, and a few layers of just cardboard for a little bit of a

"cushy" feel. These are strapped together with strategically positioned tie-down straps. All in all, about the best I'll do for a bed in an empty house. [Editor. -*Very innovative, Rob, but we wish you had called a friend.*]

I hadn't actually planned on coming back to Knoxville. It was a spur of the moment sort of thing. We have a realtor just down the street entrusted with preparing our 30-year-old house to be put on the market. Yesterday morning I awoke to find a text from him stating that the painters were ready to start on our house, provided we sign and return the contract. The last that I had heard from our realtor was that the painting crew wouldn't get back to him with a proposed start date. Now this, out of the blue, as it were. So finally we are making some progress... or so I thought. It was evident as I drove up the driveway tonight that the "start date" in fact didn't turn out to be today as promised. So many questions and so few answers. Perhaps tomorrow will provide some enlightenment... I do hope so. Maybe I can camp out at Home Depot or Lowe's and find a body or two willing to do some minor work for a decent wage. Who knows, maybe I'll even get lucky and find a new realtor.

**SMWTS 2021 Calendar of Events****Zoom Meetings**

January 6	1st Quarter Board of Directors meeting
January 19	<b>Jake Niedling</b> - Small Thin Goblets
February 16	<b>Gordon Fowler</b> - Multi-Axis Turned Coffee Scoops
March 16	<b>Dick Hoffman</b> - Handmade Turning Tools
April 7	2 <sup>nd</sup> Quarter Board of Directors meeting
April 20	Two-Part Hollowing by <b>Frank Didomizio &amp; Tom Hoffmann</b>
May 18	<b>Graeme Priddle &amp; Melissa Engler</b> - Koru Bowl
June 20	<b>Richard Raffin</b> - Understanding Catches
	<b>Kent Weakley</b> - How to Avoid Tool Marks
July 7	3 <sup>rd</sup> Quarter Board of Directors meeting
July 20	<b>John K. Jordan</b> - Bandsaw Techniques & Safety
August 17	<b>Charles Ray Huskey</b> , <i>A Gatlinburg Craftsman</i> , introduced by John Tarpley
Sept. 21	Featured Presentation - Strange Turnings, curated by <b>Dick Hoffmann</b>
Oct 5	4 <sup>th</sup> Quarter Board of Directors Meeting
Oct. 19	<b>John Tarpley</b> - Collets
Nov. 16	<b>Brian Horais</b> - Turning Threads
Dec. 21	<b>Dick Hoffmann</b> - Creativity with Sketchup/3D Modeling

*The Board of Directors is responsible for our annual schedule.*

*Would you VOLUNTEER for a monthly presentation?*

***Please contact Dick Hoffmann** for 2022 meetings.*

## American Association of Woodturners

If you are not a member of AAW, we ask you to consider joining our parent organization. The annual fee is \$60 and for that you receive access to 6 issues of *American Woodturner*, a digital publication Woodturning FUNdamentals, web-based learning portals, other publications, and special programs.

Sign up: [www.woodturner.org](http://www.woodturner.org)

**BOARD OF DIRECTORS -- ELECTION RESULTS**

There were 3 members running for the Board elected by acclamation at the November meeting.

2021	2022	New Board Member
• President - Rob Smith	<b>Rolling off due to move</b>	<b>Andy Milligan</b>
• Vice President - Don Adams	Stays for 2022	
• Secretary - Scott Duncan	Stays for 2022	
• Treasurer - Jack Harris	Stays for 2022	
• Ed Lewis	<b>Rolling off</b>	<b>Frank Huscroft</b>
• Safety & Programs - Dick Hoffman	Stays for 2022-23	
• John Jordan	Stays for 2022-23	
• Gordon Fowler	<b>Rolling off</b>	<b>Ron Comptois</b>
• Larry Green	Stays for 2022	
• Past President - Dick Hammat	Stays for 2022, non-voting	

Officers will be appointed by the Board of Directors in January



**Brian Horais**, our very own SMWTS colleague, has received recognition beyond our club. He has a YouTube channel with at least 5 videos on multi-axis turning, or what he likes to call “twisted turning”.

He has also published articles in various woodturning magazines, 4 in *American Woodturner* and 5 in *Woodturning Magazine*. His most recent include:

*American Woodturner Magazine*, October 2021 – pages 32-27: ‘A Themed Three-Legged Stool’ by Brian Horais.

*Woodturning Magazine* [British Publication], Issue 362, OCT 2021 – pages 24-30; ‘Putting Threads on Lidded Jars’ by Brian Horais.

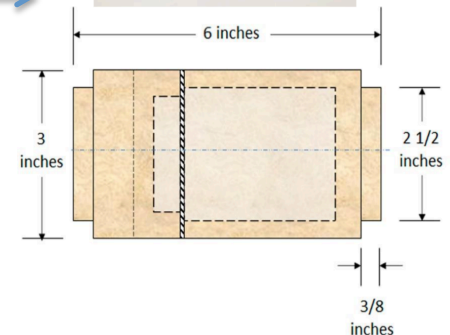
Brian also mentioned a DIY **wood drying box** that he uses. Directions for making it are available at <https://www.highlandwoodworking.com/woodturning/making-a-wood-drying-box.html> in *The Highland Woodturner*, no. 78, Oct 2017 by Rick Morris.

Brian’s excellent talk with slides covered turning threads on the lathe using the **Chefmate EZ Threader (cost \$329)** <https://chefwarekits.com/Threading-jigs-c9880435>. He also referred to the Baxter Threadmaster (cost about \$600-\$700), <https://bestwoodtools.stores.yahoo.net/bathma.html>.

Coverage here of Brian’s presentation is a summary because you will want to take a look at all of his slides on our website, <https://smwts.org> under the heading, **Handouts**.

### Presentation Summary

- Threads add a distinct finishing touch to lidded bowls and jars
- Manual turning of threads uses hand tools but requires extensive hands-on training and practice  
*John Tarpley comment: Facilitate hand-chasing threads with an armrest. See Stuart Batty’s YouTube on thread chasing.*
- Threading rigs exist to make the thread-turning process more accessible for day-to-day turners. Brian has been very satisfied with his Chefmate rig.
- The jar Brian was making




- Brian recommends 16 threads per inch for a 4” jar or 10 threads per inch for a larger piece. He also said that 4-5 threads are enough.

*Member’s comment: John Lucas does only 2-3 threads for easy on and off.*


NOTE: Brian drilled the interior of the jar with a large Forstner bit. Later *JK Jordan commented: using compressed air while drilling removes shavings and reduces time to pull the tail stock back for clearing them.*




- Tools & Supplies needed:
  - Wood blank should be a hard wood that will hold the threads well. Comment: *John K. Jordan has used ebony, dogwood, persimmon, and boxwood.*
  - Calipers for measuring thread blank diameters
  - A thread relief groove tool --see his directions to make one
  - Some oil to reduce thread dust and splintering --he uses Orange Oil
- Brian then discussed
  - Turning the cylinder and preparing lid & base
  - Setting up the EZ Threader with details for installation and alignment
    - Using the EZ Threader enables turners to create accurate and repeatable threads without excessive hands-on experience
    - Thread cutting is a precision operation so attention to detail is important for good results
    - Alignment and dimensional accuracy are important
    - Cutting the threads
      - Cutter head runs at 2500 rpm !
      - Interior and exterior threads are not exactly the same size. If they were, you would not be able to unscrew the item.




EZ Threader at work cutting threads



## EZ Threader Pieces &amp; Parts



## Apparatus Mounted on the Lathe



## The Completed Jar

Brian added a lower twist (of course) and some color. There are three feet on the lower section that integrate with the twist.

*NOTE: John K. Jordan has references to thread-chasing in a number of books. Contact him if you are interested in the information.*

## Fantasy of Trees -- Back Again and Better Than Ever --sDon Adams

A collection event was held at Woodcraft on Sunday, 11/14. SMWTS has 278 ornaments and 43 other items that will be delivered to FOT on Sunday, 11/21. Special thanks to Andy Milligan and Jake Niedling for helping Jim and Don prepare and box all the donations. We appreciate all who participated, and especially Dick Hoffmann (2 ornate boxes, 2 bowls, a platter, vase, and bud vase, and 10 ornaments), Sam Delozier (76 items), Larry Green (45 items), Jake Niedling (25 ornaments), Norm Roy (1 platter and 17 bowls), and Christine Campbell (10 complex miniature wreath turnings).

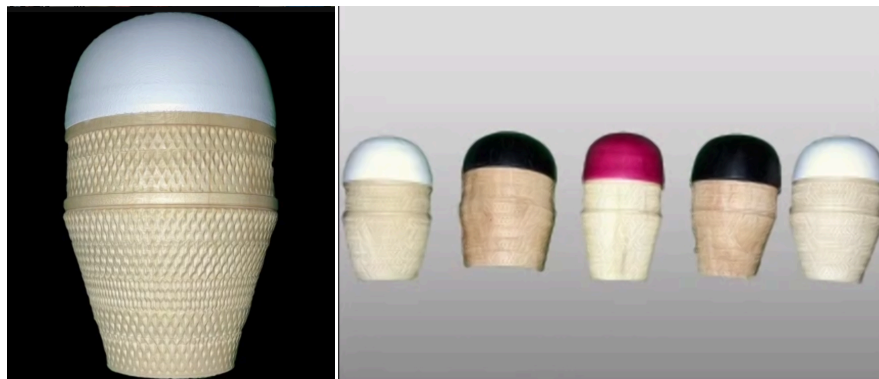
The addition of small items this year as well as ornaments will be a huge boost in the monetary value of the Club's contribution. We received ornate boxes, bowls, platters, cups, goblets, vases, ice cream cones, needle cases, biscuit cutters, and other turnings. Special ornaments included angels with wings, miniature wreaths, and some really complex turnings of attractive woods and embellishments.

100% of the money gained from selling this year's SMWTS donations will go directly to a new neonatal unit at Children's Hospital.

Event organizers are working on multiple options for easing crowd congestion while keeping safety as the top priority. Fantasy of Trees will be open to the public November 24-28. All visitors will be required to wear masks.

Thanks for a great year! Start turning now for next year.

*Wood ice cream cones???? Here they are, made by Jim Vogelsang.*



### NEED WOOD?

Contact John Jordan   mailto: [jordanjk@gmail.com](mailto:jordanjk@gmail.com)

John has wood to donate for those needing wood for practice or chapter projects.

--Donations to SMWTS will be accepted for the club.





## What's Happening at the Ranch this Month?

**November** classes went well and the students completed their lamps and turned a couple of pens. Randy provided pen blanks (no ranch maple). The students really liked the different woods. The blanks and the pen kits were put into bags and the students had to do a blind pick. This added a little fun to the day. They really enjoy making pens and have become pretty proficient in turning them.



**December** will be “ornaments”. Christmas trees and snowmen will be the focus project using the Ranch Maple and perhaps some coloring.

If you have questions about our SMWTS educational program at the Ranch, contact Bob Law - [rockytopbob1@gmail.com](mailto:rockytopbob1@gmail.com)



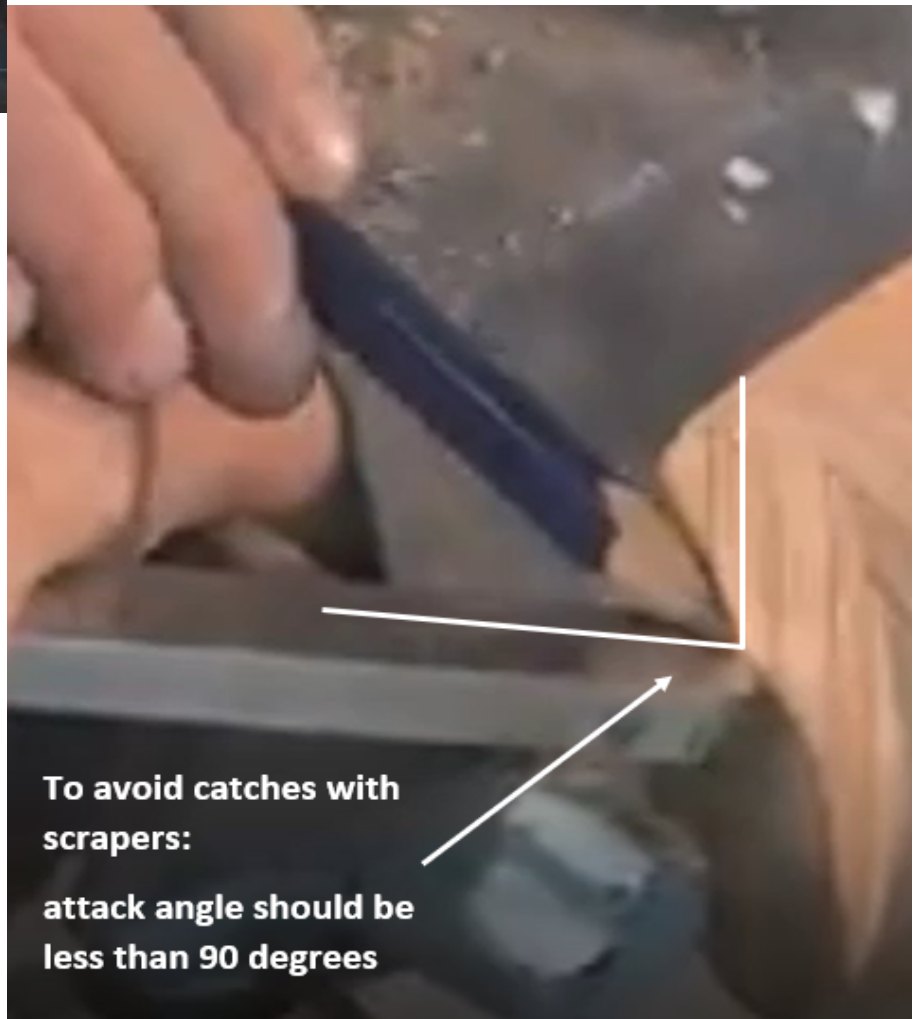


## Richard Raffan Catches - Scrapers:

The ESSENTIAL POINT is to keep an angle less than 90 degrees.

### Member's Comment:

- For the outside of a bowl, keep the scraper below center with the handle high
- For the inside of a bowl, keep the tool above center with the handle high





### IN MEMORIAM:

**Jason (Grumpy) Holliday**, a recent member for whom several of our club members raised funds and built a shop. Their efforts helped Jason enjoy recent weeks, and his progress as a turner was excellent.

### John Tarpley



*Tip:* for a pot to hold finish at the lathe: John uses a machinist oil container "Spill Master" from MSC that won't tip, spill, or break. Just open, rinse & reuse while putting aluminum foil around the brush for later.

Gift jars

-- threaded, with glued-in jar lids and Watco oil finish







**Pauline Bayne** -created at Dixie Biggs' Folk School course on power carving in October using the MasterPro Microcarver.

1. Red Bud Leaves - 8" Cherry disk
2. Ferns - 7" Cherry disk
3. Clover Leaves - 5" Poplar disk with acrylic paint
4. Four-leaf Clover & Pansy - 2x2" Poplar blocks, acrylic paint

**Andy Milligan** - Urchin Ornament (his first with urchin shell) with Cherry Finial & Top, after Cindy Drozda & Walnut Toothpick Holder



Toothpick holder serves up the toothpicks when you pull up the top.

--Based on a design by former club member, Jared Bruckner.



***Ron Comtois*** - Segmented Cookie Jar & Walnut Ring Box

Welcome to our new but experienced member, also newly elected to the Board.

