

J U L Y 2 0 2 2

Smoky Mountain Woodturners



Chapter of the Association of American Woodturners (AAW)

The Smoky Mountain Woodturners Chapter of the AAW meets each month of the year on the 3rd Tuesday of the month starting at 6:30 pm.

Our meetings are in person and on ZOOM. To attend zoom, visitors should send their email address to jvogelsang@charter.net. Guests are always welcome.

Meetings start at 6:30 pm at Woodcraft Knoxville (our sponsor). The location is 8023 Kingston Pike in Knoxville, near Trader Joe's and one block from West Town Mall.

President: Don Adams
P. O. Box 50141
don-adams@tds.net

Newsletter Editor: Pauline Bayne
paulinebayne@comcast.net


DUES

Send \$30 annual dues to:
SMWTS Treasurer
PO Box 50141
Knoxville, TN 37950-0141

OUR CLUB NEEDS:

- NEWSLETTER EDITOR FOR 2023—
contact Don Adams
- VOLUNTEERS FOR PROGRAMS & DEMOS
--contact Dick Hoffmann

Bow Tie Inserts to Bridge a Gap Gordon Fowler



Thanks, Gordon, for the hard work & preparation of our demo.

PLEASE REMEMBER:

It's important that you post on the website anything for Show and Tell.
By doing that, the photos and information can be included in the newsletter and everyone gets to see your work. Please help us with this because it's difficult to get a decent video camera shot on the fly.

President's Letter -- Don Adams

It really is good to be meeting in-person again and to resume all the activities that can't reasonably be done remotely. For our June meeting, we had our first "Annual Wood Auction" in 3 years. In July, we resumed the monthly wood raffle. And our club is growing with several new members!

Thanks to those who provide pictures and information of Show & Tell items on the website every month. Posting Show & Tell items on the website every month is important. Posting your pictures prior to the meeting provides for a much better display on the monitors and for Zoom participants.

Don't forget the Quarterly Challenge where a winner is selected from those that make something based on that month's meeting demonstration.

Scott Duncan's brief safety message complete with broken bowl, damaged lights, and a dented and cracked face shield really hit home for me. Scott mentioned that he "knew Better." I spent most of my professional life developing high speed rotating equipment, and I very well understand the hazards. But with my lathe, I often think I'm doing ok when I'm not. Short story - I'm going to buy a real face shield (not a splash shield) as soon as I can, and I won't be turning bowls until I have one. Scott would have had a terrible headache if he hadn't been using one.

Gordon Fowler demonstrated the use of bowtie inserts to repair wood splits. It involved using a router on a bowl that was held on a lathe, something I hadn't seen before. It's an interesting approach and I appreciate Gordon sharing the process with us. (And after Scott's talk, yes, I shielded my eyes when I was near the demo while the router was running!)

I'm proud that many of our special projects are charitable. All of them run smoothly and meet the needs and schedules of the projects. We are fortunate to have several talented and committed leaders in the club, and we're always looking for more. Our Newsletter Editor, Pauline Bayne, has asked for someone to take over her duties as of January 2023. If you are interested, please let me know. Pauline has done a superb job for the last few years and certainly deserves a break.

Our next meeting is August 16. It will be a hybrid meeting with in-person at Woodcraft and also Zoom. Details will be on the website under Upcoming Events. We will also continue our wood raffle, so please bring donations of wood, etc., and buy raffle tickets to be a lucky winner.


Keep turning safely, and I hope to see you at the August 16 meeting! --Don



Officers



Don Adams
President



Andy Milligan
Vice President

Jack Harris, Treasurer



Scott Duncan, Secretary



Board of Directors

Don Adams, President 2021-22
Andy Milligan, Vice President 2022-23
Scott Duncan, Secretary 2021-22
Jack Harris, Treasurer 2021-22
Dick Hoffman, 2021-23

Members-at-Large

John Jordan 2022-23
Larry Green 2021-22
Frank Huscroft 2022-23
Ron Comtois 2022-23
Dick Hammat, Past President 2020-2022
 non-voting member

Special Assistants to the Board

Website -- Jim Vogelsang
 Newsletter Editor -- Pauline Bayne
 Video/Zoom -- Jim Vogelsang &
 Andy Milligan
 Program Director -- Dick Hoffmann

Special Projects

Fantasy of Trees -- Don Adams & Jim Vogelsang
 Beads of Courage & Wig Stands -- Drue Hogland
 Pens for Troops -- Randy Fritchman
 Education -- WVR Project -- Bob Law
 Mentoring -- Don Adams
 Arts in the Airport -- Robert Brown
 Blount Mansion Project -- Ed Lewis
 SMWTS Display at Emporium -- Brian Horais

AAW:
 Symposiums, demonstrations, THE source for
 woodturning information
www.woodturner.org
 If you are not an AAW member, please consider
 joining

Woodturning Needed
 Tim Grunau stopped by prior to the meeting. He is looking for someone to make 2 bar taps for his kegerator. Sounds like a good small project for someone. If you're interested, call Tim at 865-803-4602. Please let me know if you do it for him.
 -Don Adams

Bow Tie Inserts to Bridge a Gap Gordon Fowler

Gordon showed us a method to cut the butterfly inserts with a hand router using a template. Then he inserted the butterfly with the bowl on the lathe. You can make your own templates from wood, Masonite, or whatever. He bought a template (\$20) from:

Big Island Engraving
<https://bigislandengraving.com>
 — Mark & Karen Stebbins




Your editor found a YouTube Video by John Maleki: *How to Create a Woodworking Bowtie with a Router* (flatwork).
<https://www.youtube.com/watch?v=GuqCQpQ4a8A>
 John Maleki cuts the bowtie on a bandsaw.

The following images illustrate the steps in Gordon's process:



TEMPLATE




ROUTER TEMPLATE GUIDE



Template taped on wood in direction of long grain




Cut insert with the router following the template by touch



Gordon illustrated on a bowl –a recess for the butterfly & holding the template in place with hot glue



Here he is cutting the recess on a bowl. He hot glues the template to the bowl & cuts with the router. He used a chisle to make the corners sharp –straight in and levering out the corner.



Inserting the bowtie & gluing it in. After it dries, he sands to close to the bowl's surface before returning the outside. The bow tie should not be visible from the inside because it needs strength of the bottom of the recess to achieve its purpose: holding the crack together.



Gordon's finished bowl –Bravo !

SMWTS Meeting Calendar

January 19	<i>Dick Hoffmann -- Segmented Turning</i>
February 15	<i>John Lucas -- Box Turning</i>
March 15	<i>Chris Campbell -- Turning Miniatures</i>
April 8-10	Arrowmont Wood Weekend
April 19	<i>Ron Comtois -- Threaded Lidded Box Ron Comtois</i>
May 17	<i>Dick Hoffmann -- Turning a Clovis Bud Vase, not round, not twisted</i>
	<i>May, July - December meetings at Woodcraft & Zoom</i>
June 21	Wood auction – <i>Jake Niedling</i> , auctioneer – <i>At Woodcraft only</i>
July 19	<i>Gordon Fowler</i> – Bowtie inserts to bridge a split
August 16	<i>Scott Duncan</i> – Salt and Pepper Mills
September 20	<i>John Jordan</i> – Turning Metal
October 18	<i>Ron Comtois</i> – Turning a Slide Whistle
November 15	<i>Bruce Pharis</i> – Turning a Three-Cornered Bowl
December 17	Party & Naughty Santa gift exchange

2022 Board Meetings: January 5 / April 6 / July 6 / **October 5**

CHAPTER PROJECTS

WIG STANDS BEADS OF COURAGE BOXES

Drue Hogland says to bring your boxes or wig stands to Woodcraft and he'll pick them up. Children's Hospital is supporting both projects.

FANTASY OF TREES

Keep making ornaments, Don Adams asks, plus other turned items as well. Collection will be at the November meeting.

PENS FOR TROOPS

Randy Fritchman indicates that he has kits and needs folks to turn them. Some are pre-drilled & glued; just ask for them.

EDUCATION – WVR

The turning classes continue through the summer ,but some students are away on special trips. Intermediates will be working on colored insets in wood. –Bob Law

MENTORING

Don Adams reminded the group that mentoring is available to help our members increase their skills. Just look for topics and mentors on SMWTS.org.

Safety Minute--Dick Hoffmann

Bed Maintenance

- ▶ Make sure your lathe's bed allows smooth movement of the banjo & tail stock.
- ▶ If needed, sand with high grit (400-800) wet dry sandpaper lubricated with WD-40.
- ▶ Wax the bed once smooth



Tool Rest Maintenance

- ▶ Any nicks or bump in your tool rest can cause problems (catches or poor cuts)
- ▶ Inspect your rest regularly by feeling the top edge
- ▶ Use a file to clean up the contact point.
- ▶ Add a little wax to help the tool glide smoothly.





What's Happening at the Ranch this Month?

July found us sharing the students' time with Summer Camp. Even so, we had a great time working with Randy turning plates with an acrylic inlay. We've included a photo to document their progress. The intermediate students turned their mahogany plates and then mixed epoxy with color and poured their inlays. The product takes several days to cure so they will do the second turning to finish the plates next month. The beginner students completed unfinished projects and turned pens for the Ranch's Legacy Project.



If you have questions about our SMWTS educational program at the Ranch, contact Bob Law - rockytopbob1@gmail.com

Show & Tell



Jake Niedling - Pens for the Troops

I'm not a pen turner but feel compelled each year to participate in this great initiative to do something for our Troops. Hope everyone in the club takes the time to participate.

Jim Vogelsang

For Ronald McDonald House Fund Raiser:

- 1-Bud Vase
- 2-Honey Locust Bowl
- 3-Maple Bark Inclusion Bowl
- 4-Large Maple Bowl (Jim's Favorite)
- 5-Small Maple Bowl



Rob Smith

Decorated Chestnut Bowl -top & bottom

3 Fancy Ornaments



Show & Tell Brought to the July Meeting at Wood Craft

Gordon Fowler

- o Cherry Bowl with Maple Bow Tie Inserts-- July Meeting--From his demonstration of making bow ties using a template and hand-held router
- o Box with Sphere Top, Coffee Scoop, & Twisted Clovis Bowl--finished after Arrowmont Woodturners Weekend





Tom Sciple

1. Spalted Maple Headboard Slab
2. Headboard Sanding
3. Headboard Turning



Tom Sciple

4. Headboard Gluing
5. Finished Headboard





Scott Duncan – Salt & Pepper Grinders



Sandy Pittard



Dick Hoffmann – Half Bowls, Spalted Maple



African woods, wipe-on poly by C. B. Brown

Note: Dick Hoffmann brought his Clovis Bowl, which as included in the June Newsletter.



Spalted Maple Bowl with 8 coats of Resin & Poly
Tom Sciple

Wood & Acrylic Pens for Troops
Roy A. Cuff



COMING ATTRACTION: AUGUST DEMO

Scott Duncan

Maple Salt Shaker & Pepper Mill