

N O V E M B E R 2 0 2 2

Smoky Mountain Woodturners



Chapter of the Association of American Woodturners (AAW)

The Smoky Mountain Woodturners Chapter of the AAW meets each month of the year on the 3rd Tuesday of the month stating at 6:30 pm.

Our meetings are in person and on ZOOM. To attend zoom, visitors should send their email address to jevogelsang@charter.net. Guests are always welcome.

Meetings start at 6:30 pm at Woodcraft Knoxville (our sponsor). The location is 8023 Kingston Pike in Knoxville, near Trader Joe's and one block from West Town Mall.

President: Don Adams
P. O. Box 50141
don-adams@tds.net

Newsletter Editor: Pauline Bayne

DUES for 2023

Send \$30 annual dues to:
SMWTS Treasurer
PO Box 50141
Knoxville, TN

Club Needs

—Let's all get involved in the Emporium display in February. Contact Brian Horais by mid December.

JAKE NIEDLING

Featured Demo for NOVEMBER 2022


EMBELLISHMENT TECHNIQUES



Officers




Don Adams
President



Jack Harris, Treasurer



Andy Milligan
Vice President



Scott Duncan, Secretary

Board of Directors

Don Adams, President 2021-22

Andy Milligan, Vice President 2022-23

Scott Duncan, Secretary 2021-22

Jack Harris, Treasurer 2021-22

Dick Hoffman, 2021-23

Members-at-Large

John Jordan 2022-23

Larry Green 2021-22

Frank Huscroft 2022-23

Ron Comtois 2022-23

Dick Hammat, Past President 2020-2022
non-voting member

Special Assistants to the Board

Website -- Jim Vogelsang

Newsletter Editor -- Pauline Bayne

Video/Zoom -- Jim Vogelsang &
Andy Milligan

Program Director -- Dick Hoffmann

Special Projects

Fantasy of Trees -- Don Adams & Jim Vogelsang

Beads of Courage & Wig Stands -- Drue Hogland

Pens for Troops -- Randy Fritchman

Education -- WVR Project -- Bob Law

Mentoring -- Don Adams

Arts in the Airport -- Robert Brown

Blount Mansion Project -- Ed Lewis

SMWTS Display at Emporium -- Brian Horais

AAW:
Symposiums, demonstrations, THE source for
woodturning information
www.woodturner.org

If you are not an AAW member,
please consider joining

Happy Turning

President's Letter -- Don Adams

The days are short, the mornings are cold, all those outside chores I thought I would do are left undone until next spring. That gives me more time for turning. Practice essential skills, learn new ones, and make last minute Christmas gifts. Try some embellishing like Jake showed us at the November meeting.

Thanksgiving is in a few days?! That means our contribution to Pens for the Troops and the Fantasy of Trees (for Children's Hospital) is done, and it'll soon be time for a Christmas Party!

At the November meeting, the club elected by acclamation five Board of Directors members for a 2-year term (2023-2024). Elected were:

- Scott Duncan
- Randy Fritchman
- Larry Green
- Jack Harris
- Dick Hoffmann

The four Directors who will serve a second year to complete their term (2022-2023) are:

- Ron Comptois
- Frank Huscroft
- John Jordan
- Andy Milligan

Congratulations to the candidates, and a huge thank you for serving and providing vision and leadership to our club.

We will have the Christmas party at our next meeting on December 20 at 6:30 at Woodcraft. There won't be a Zoom meeting. You'll need to bring 1) something for the Silent Auction (wood, tools, turned items, etc.), 2) a gift for the "Dirty Santa" exchange, and 3) a dish of food to share. Plates, utensils, soft drinks, and such will be provided by the club. Please remember to bring those 3 things to the party and expect to have a good time.



Special Projects

Don Adams

A couple of SMWTS's charitable projects completed their annual cycle in November. These are examples of what I believe make this club so special.

Thanks to Woodcraft for providing the pen kits for our **Pens for the Troops** project. And thanks to Randy Fritchman for his tremendous effort year after year to make sure that SMWTS produces hundreds of pens by November. The pens and a card from SMWTS are sent to active service members around the world. Randy makes dozens of pens himself, as well as providing kits and wood blanks at various stages of completion to members for them to complete. Randy suggests that you get started now for next year.

I am grateful to all who shared your time and talents for our ornaments (and other things) as contribution to the **Fantasy of Trees (FoT)**. All items were collected at the November club meeting and then delivered to the Convention Center a few days later. I carefully wrapped and boxed 200 ornaments, bowls, vases, and lots of other things. I estimated the value of our contribution to be about \$2,900. My liaison at FoT was delighted with our contribution and excited about staging everything for sale. She asked that I relay her gratitude for our ongoing participation. If you get a chance to go to FoT during Thanksgiving, stop by the shop to see all those wooden ornaments, plates, bowls, birdhouses, and many other things.



Quarterly Challenge

- Every member is encouraged to attempt to replicate each month's demonstration program idea and submit the project for Show & Tell.
- As the "Quarterly Challenge," a random drawing will be held at the end of each quarter from the Show & Tell projects that reflect the demonstrations for those three months. The winner will receive a \$25 Woodcraft gift card.

SMWTS Meeting Calendar

January 19	<i>Dick Hoffmann -- Segmented Turning</i>
February 15	<i>John Lucas -- Box Turning</i>
March 15	<i>Chris Campbell -- Turning Miniatures</i>
April 8-10	Arrowmont Wood Weekend
April 19	<i>Ron Comtois -- Threaded Lidded Box Ron Comtois</i>
May 17	<i>Dick Hoffmann -- Turning a Clovis Bud Vase, not round, not twisted</i> <i>May, July - December meetings at Woodcraft & Zoom</i>
June 21	Wood auction – <i>Jake Niedling</i> , auctioneer – <i>At Woodcraft only</i>
July 19	<i>Gordon Fowler</i> – Bowtie inserts to bridge a split
August 16	<i>Scott Duncan</i> – Salt and Pepper Mills
September 20	<i>John Jordan</i> – Turning Metal on a Wood Lathe
October 18	<i>Ron Comtois</i> – Turning a Slide Whistle
November 15	<i>Jake Niedling</i> – Embellishment for Turning
December 17	Party & Dirty Santa gift exchange

2022 Board Meetings: January 5 / April 6 / July 6 / October 5

C H A P T E R P R O J E C T S

WIG STANDS & BEADS OF COURAGE BOXES

Drue Hogland says to bring your boxes or wig stands to Woodcraft and he'll pick them up. Children's Hospital is supporting both projects.

FANTASY OF TREES

Keep making ornaments, Don Adams asks, plus other turned items as well. Collection will be at the November meeting.

PENS FOR TROOPS

Randy Fritchman indicates that he has kits and needs folks to turn them. Some are pre-drilled & glued; just ask for them. Deadline to turn them in is November 25 when there will be a pen-turning demo at Woodcraft.

EDUCATION – WVR

Bob Law has asked the Board to contribute \$500 to Wears Valley Ranch and the Board approved the donation at its October meeting.

MENTORING

Don Adams reminded the group that mentoring is available to help our members increase their skills. Just look for topics and mentors on SMWTS.org.

SMWTS Display at Emporium: February 2023 -- Brian Horais

SMWTS Display at the Emporium



Emporium, Street View

- All SMWTS members are eligible to submit up to three woodturning entries for display/sale at the Knoxville Emporium during the month of February 2023.
- *The display will highlight SMWTS and the work of its members*
- *There is no cost to SMWTS members for this opportunity.*
- Art will be displayed in the Street Level Display Case
- A commission of 25% is charged for items sold
- The Emporium, located at 100 S. Gay Street on the corner of Gay Street & Jackson Avenue in downtown Knoxville, is the premier gallery for Knoxville area artists and artisans.

- Entries will be accepted from OCT through DEC 2022
- Entries must be submitted online (bjturner3@comcast.net)
- Images should be limited to ~1 MB per image in .jpg format
- All entrants can submit up to three separate entries/images
- *EVERYONE WHO SUBMITS WILL HAVE AT LEAST ONE ITEM INCLUDED IN THE DISPLAY*
- Additional information must include: Name of entrant, Wood used, Size, Price for Sale (or indicate NFS – not for sale), and entrants email address
- Selections of those with multiple entries will be made by mid to late December 2022 and entrants will be notified by email
- Work must be delivered to the SMWTS January 2023 meeting at Woodcraft (and will be returned at the March 2023 meeting)



Street Level Display Case

Come on EVERYONE ! Let's get enthusiastic about showing our wonderful turning skills and artistic results. Send an email by mid-December to Brian and indicate whether you will enter one item or more). This is a great opportunity to show what our club and club members can do. Then bring your family to the February First Friday to let them pat you on the back. —*editor*

Safety Message – Dick Hoffmann

Don't Do Anything:

... Stupid
... Questionable
... Dumb

DEMO — Jake Niedling



Embellishment is just adding details or features to enhance the beauty of your turnings.






Types of Embellishments on Turnings (Most

- Texturing (Spiraling, Wire Brushing, Sand Blasting)
- Turning details (Beads, Coves, Grooves, Burning Lines)
- Color (Painting / Dyes)
- Carving (Hand tools or power carvers)
- Burning
- Pyrography




How To Get Started?

- Turn a small plate and decorate the rim (**Just Play and Learn**)
- Watch YouTube videos
 - (Al Stirt, Steve Fumini, Nick Agar, Nick Cook, Trent Bosch)
- Attend Demo's or Syposium's (TAW or AAW)
- Attend a class at the Instructor's shop, Arrowmont or J.C. Campbell
- Get with Club Mentors to learn
- Gather pictures of Wood Turnings that appeal to you
- Buy New Tools! Oh Yippee!!!

Jake's Demo Sample Plates



John Jordan Examples



Thanks for a carefully planned and presented demonstration, Jake !



What's Happening at the Ranch this Month?

November at the Ranch is Pen Month for both the Beginners and Intermediate students. It's one of the most anticipated projects of the year. They sell some to friends and keep others for Christmas Gifts. Each student was able to turn two or three in the 1½ hour workshops. This was also their first time working with "color wood".

In December, the students will be participating in Ranch Mini Courses so our regular workshops will be on hold till January. Pat Brown and our members of our team will, instead, present an introduction to Woodturning for students not currently enrolled in our program. Hopefully, it will attract some new participants in the New Year.



If you have questions about our SMWTS educational program at the Ranch or would like to participate as an instructor, contact Bob Law - rockytopbob1@gmail.com

SHOW & TELL

ITEMS brought to the meeting but not uploaded to our website. Sorry, we don't have photos.

Roy Acuff: Off-set turned pens from an oak whiskey barrel with Yorkshire Grit and Mohawk friction polish

Tom Knight: Cherry and Bubinga bowls and ornaments

Gordon Sloane: A large bowl of "flame" Buckeye finished with Yorkshire Grit'

Tom Sciple: Walnut and Hickory Bowl

Icicle Ornament

Submitted by Jake niedling on Wed, 11/16/2022 - 16:15

Submitted by

Jake Niedling

Details

A simple icicle ornament - 3/8" dia x 5.5" long. Embellished with red and gold India ink.

