



The Smoky Mountain Woodturners Chapter of AAW meets each month of the year on the 3rd Tuesday of the month starting at 6:00 pm. Our meetings are in-person and on ZOOM. To attend zoom, visitors should send their email to jevogelsang@charter.net. Guests are always welcome. MEETING Location: 8023 Kingston Pike in Knoxville. *Woodcraft Knoxville* (our sponsor) is near Trader Joe's and one block west from West Town Mall.



June 2026

Pauline Bayne, Newsletter editor

***HOT OFF THE PRESSES—David Ellsworth Exhibit
& Reception at Arrowmont, see page 5.***



**President
Bill Thurman**

Thanks to all of you for coming out and supporting Ron. The offset napkin holder Ron presented is a great design. Thanks, Ron, for preparing the handout and the demo. Ted Pelfrey will be demonstrating in July on Embellishing Hollow Forms.

We had 36 people in attendance. We have been averaging around this number for past several meetings even though we are down for paid membership for 2026.

We have another open workshop scheduled for August 22, at Woodcraft from 9 to 12. But if you need help with a project you don't have to wait till then, you can reach out to any of the listed mentors. They are all willing to help.

We are always looking for demonstrators so give us suggestions ,or maybe you have a project that you really enjoy doing and you would like to demonstrate but no one has asked. Just reach out to any of the officers of the club.

Want to thank Pauline for putting together a little bit of the history of Wears Valley Ranch woodturning project. The club has had influence on many young people. A special thanks to Bob Law for getting it started and having the passion all these years to help the young people at the ranch.

We are starting to work on the club's Arrowmont weekend for 2027. Stay tuned for dates. In the meantime if you have ever attended or you have thoughts on how the weekend should be developed, please reach out to Ron Comtois or myself.

What did you think about changing our LOGO? Please give me some feedback. We always want members involvement and input to club's operation; if you have an interest our next Board Meeting is July 7 at Woodcraft.

Be saving your money our wood auction is in August.

Remember Life is Good when we are making shavings so keep them coming.

2025 Club Calendar

General Meetings 3rd Tuesday: 6 pm, Location: Woodcraft Knoxville
 Board Meetings, 2nd Tuesday, 5 pm, Location: Woodcraft Knoxville - open to all

- January 6 - 1st Quarter Board of Directors meeting, 3rd Wed of Jan, April, July, Oct, 5 pm, Woodcraft
- January 20 - Cindy Drozda: *Finial Box —an IRD, Interactive Remote Demo*
- February 17 - Jack Harris & Colin Chambers: *Carving your Turnings*
- March 17 - Pauline Bayne: *Pyrography Techniques for your Woodturning*
- March 20-22 - Arrowmont Turning Workshop
- April 7 - 2nd Quarter Board of Directors meeting, 3rd Wed of Jan, April, July, Oct, 5 pm, Woodcraft
- April 21 - Michael Anderson: *How to Turn a Neil Turner Urchin-style Box*
- May 16 - Open Shop: 9 am - noon, Woodcraft. Bring a project; get some help.
- May 19 - Jake Niedling: *Christmas Tree Topper*
- June 16 - Ron Comtois: *Offset Napkin Holder*
- July 7 - 3rd Quarter Board of Directors meeting, 3rd Wed of Jan, April, July, Oct, 5 pm, Woodcraft
- July 21 - **Ted Pelfrey: *Embellishing Hollow Forms***
- August 18 - TBD
- August 22 - **Open Shop Saturday, Sat, 9 am - noon, Woodcraft. Bring questions & projects.**
- September 15 - John Lucas - *Using a Router at the Lathe*
- October 6 - 4th Quarter Board of Directors meeting, 3rd Wed of Jan, April, July, Oct, 5 pm, Woodcraft
- October 20 - Cindy Drozda: TBD
- October 24-25 - **Fall (demo & workshop, Sat & Sun, 9 - 3, Woodcraft**
- November 17 - John Jordan - TBD
- December 15 - **Christmas Party**

2026 Officers, Board, & Committees



President
Bill Thurman



Vice President
Gordan Sloane



Treasurer
Jack Harris



Secretary
Gordon Fowler

Board of Directors:

Randy Fritchman, 2024-26
 Pauline Bayne, 2025-26
 Maria D'Elío, 2026-27
 Colin Chalmers, 2026-2027

Committees:

Beads of Courage / Wig Stands: Bill Thurman
Education/Wears Valley Ranch: Robert Law
Fantasy of Trees: Ron Comtois & Maria D'Elío
Membership: Maria D'Elío & Jerry DeLaurentis
Mentoring: Ron Comtois
Newsletter Editor, Pauline Bayne
Pens for Troops: Randy Fritchman

Photographer: Randy Fritchman,
Assisted by Terry Fritchman
Program: Gordon Sloane, Colin Chalmers,
 & Jake Niedling
Safety Officer: John Jordan
Video/Internet: Jim Vogelsang, Website
 Andy Milligan, Video

BUSINESS

ANNOUNCEMENT: Open Shop #2

Saturday, August 22 from 9 am - noon
Woodcraft
Bring your project, questions, problems
Help & assistance available

REPORTS

Treasurer - Jack Harris

There is about \$9900 in the bank. Membership is down about 20 members from last year.

Fantasy of Trees - Ron Comtois & Maria D'Elio

Ron and Maria are ready to accept donations. Please start turning ornaments.

Pens for Troops - Bill reporting for Randy Fritchman

Randy is seeking your newly-made pens!!!

Beads of Courage & Wig Stands - Bill Thurman

Bill is also ready to accept your donations of both products. Bill told us about the workshop for those newly using wigs, and each received one of our wig stands. Yes!

Wears Valley Ranch - Pauline Bayne

The school will expand its woodturning program to cabinetry and furniture making with added staff and will no longer rely on our club for regular classes. Eleven years ago SMWTS established their woodturning program and has since provided volunteers to lead classes, maintain & donate equipment, donate wood, keep the shop clean, and mentor the students.

Business Meeting - Bill Thurman:

- * Reminders: read the newsletter; call John Jordan to borrow the club's band saw blade tension gauge.
- * A date has been set for the 2nd Open Shop: Sat. Aug. 22, 9 am - noon. Bring your questions, your projects, your experience, your ideas to another morning of fun sharing.
- * Bill presented ideas for updating our club logo and is seeking feedback.
- * Do you need a dust collector hood? Call Bob Law. He has three to give away.
- * Dan West donated three Powermatic tool rests to the club which were auctioned off and raised about \$100. Thank you Dan!
- * Andy is donating a dust collector to the club to be auctioned off. See website for details.

Wood Raffle Contributors

Roy A. Cuff, Andy Milligan, Gordon Sloane, & Ken Godwin

ARROWMONT WINNER - Andy Milligan

June Attendance
38 present, plus 6 on ZOOM

Safety Message

John Jordan — Tonight's message centered on protection from dust and other particles.: Take care of your lungs. Use a dust collector, use a mask. John brought several face masks that are better than the standard white ones. Some available ones include (not necessarily those he showed).



sereintis.com
Carbon Filter
Breathable Dust...
\$22.99
Shop app



AusAir AirWeave
Reusable Face
Mask - >99%...
\$60
AusAir



BASE CAMP M Pro
Mask: The Most
Comfortable Dust...
\$29.88
base camp mask



Uline Dust Mask,
White - Carton of 50
\$10
ULINE



GVS Elipse P100
Half Mask
Respirator...
\$39.99
Rockler Woodwor...

DEMO: Rob Comtois

Offset Napkin Holder

—reported by Gordon Fowler

Also see Ron's handout on SMWTS.ORG

Pt. 1 Blank 5 1/2" x 5 1/2" x 1/2" held in a set of Cole jaws. Leaving an area in the center, about 3/4" in diameter, lay out five rings about 3/8" apart. Use a Sharpie to mark on your 1/8" parting tool half the thickness of the blank, and plunge into the blank on the layout lines of the five rings to the mark on your parting tool.


You should now have five grooves, about half the thickness of the material deep and about 3/16" apart. On this side, the rings are centered in the square blank. This side will be the outside of the napkin holder. Embellish as you wish with a cove outside of the biggest ring and at the center.

Remove the blank. Move two feet of one Cole jaw one screw hole towards the center. Move two feet of the opposite Cole jaw one screw hole away from the center.

Reverse mount the blank into the Cole jaws (it should now be off center from the original orientation and the grooved rings against the Cole jaws). Again, lay out five rings 3/8" apart, and as before, plunge in your 1/8" parting tool halfway into the blank at each mark. You should be able to both feel and see when the rings on each side overlap. Make sure not to go too deep.

Clean up the rings with an exacto knife off the lathe or sandpaper on the lathe. Repeat this process on another blank so that you have two squares, each square has five grooves, on one side the grooves are centered on the blank, and the other side they are offset from center.

To complete the project, hand cut a tenon on one of the corners of each piece. Make a base appropriate to hold paper napkins and cut two mortises to hold the sides. Embellish as you wish with router bits to round over edges, etc.





One side of the napkin holder, turned on both sides with the 2nd side offset. Cleaned up with a small knife.

Pt. 2 Ron demonstrated a jig for remounting dried bowl blanks—an idea from Glenn Lucas. There are rubber pieces on the tenoned disk that help hold the turned item well with the Cole jaws.



Turning Tip of Month: — Andy Milligan

Next time you need to make a temporary glue joint with paper, as for an inside-out ornament, try using Elmers School Glue instead of your favorite wood glue. The school glue is water soluble for easy cleanup. After separating the glued surfaces, a short soak with a wet cloth will allow the paper to peel off as a sheet. The glue residue can be washed off easily. This tip was learned from Jim Duxbury of Graham, NC.



Have you visited aawforum.org recently?



Forums

- [Forums](#)
- [Woodturning Forums](#)
- [Woodturning Discussion Forum](#)

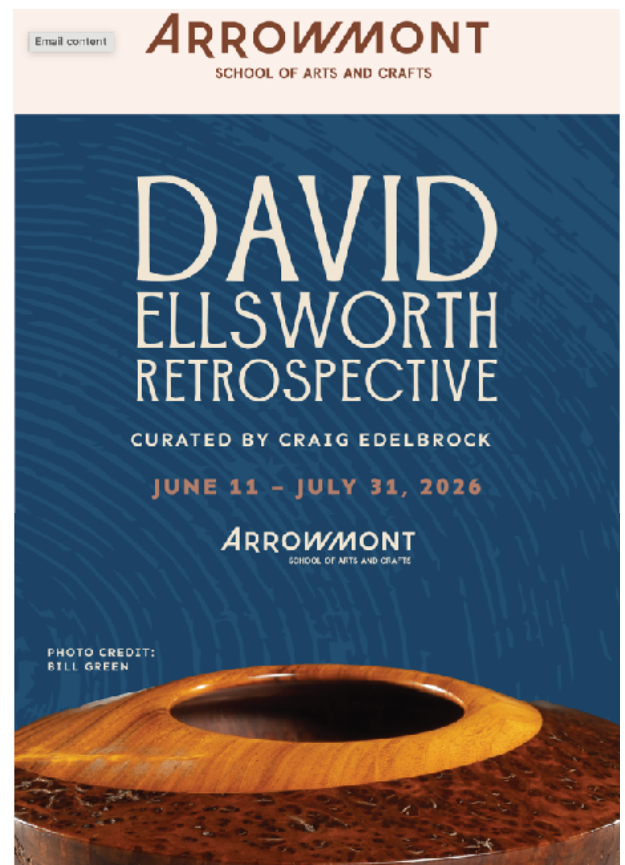


Michael Anderson

June 2026 Turning Challenge: Barrel Form!

This discussion forum is chaired by our friend.

The June challenge is Liam Flynn's barrel form. Take a look at Michael's description and the Challenge rules. You might want to turn one and submit it by 29 June



Reception Details:

Thursday, June 25, 2026 | 4:30 PM – 6:00 PM

Jerry Drown Wood Studio Gallery

Arrowmont School of Arts and Crafts

150 Baskins Creek Bypass

Gatlinburg, TN 37738

Free and open to the public

Light snacks and refreshments will be served

**Feature Story:
11-Years of Woodturning Instruction at Wears Valley Ranch !!!**



Part 1: Interview with Bob Law, founder and chairman of our Educational Program at WVR, 16 June 2026

How did the woodturning program at WVR get started? Bob's reply was "divine intervention" because in 2015, Bob Emery, who sponsored his grandchildren at the ranch, thought a woodturning program would be a good idea. He introduced Bob Law to the Ranch and they met with the COO to discuss it. ...And the idea was born. In retirement, Bob had been looking for something to do with his woodturning skills so this was perfect.

Club members who participated from the beginning were Drue Hogland, Jake Niedling, Randy Fritchman, and John K. Jordan. They helped Bob to get the program started and became the first instructors. Over the years many others became involved as teachers or as volunteers on the annual Days of Service, where work on the shop or equipment was done.

Talk about success: Classes grew from:

1 day per month with 3 students to...

1 day per month with 2 classes of 3-4 students...

In the new facility, to 3 classes of 3-4 students...

Then 2 days per month with 3 classes of 3-4 students each day

The highest number was 21 students divided into 2 classes each over the 2 days per month.

Now a little about Bob himself:

Growing up in Clarksburg, West Virginia, Bob had a long career in corporate leadership, his last 20-25 years with Sysco Food Services both nationally and internationally. He worked in many areas from sales to division management, allowing he and wife Betsy to live in many places throughout his career—including 7 years in Canada. His last transfer was from Montreal to Knoxville, TN, where they had already built their home for retirement in nearby Seymour.

Bob's adventure with turning wood started post-retirement in 2010. He came to Woodcraft, where Bob Classen taught a class in basics and then in pepper mills. It turned out that Bob's favorite item to turn became those pepper mills in lots of wood—cherry, walnut, sycamore. Then he sold them at craft shows: Lenoir City Arts & Crafts Festival, Old Timer's Weekend in Townsend, Maryville College Christmas Art Show, and even the Downtown Art Festival in Waynesboro, NC.

Besides his founding and oversight of the WVR Woodturning Program for 11 years, Bob served our club as Newsletter Editor, Assistant Webmaster, Board Member, and President from 2015-16. THANKS for so much service, Bob!

Feature Story: 11-Years of Woodturning Instruction at Wears Valley Ranch !!!

*Part 2: Celebration & Recognition of Members who contributed to SMWTS Educational Program—
Woodturning Classes at WVR from 2015 - 2026 / Led by Pauline Bayne*

During the Business Meeting, we viewed the “Thank-You Video” shown at an April luncheon for our current woodturning instructors, given by WVR administrators. We heard from past and current students about the skills and mentoring they received in our classes through the years. It was touching to hear about the fine influence the program had.

Recognition of Founding Members:

Bob Law,* Drue Hogland, Jake Niedling*, Randy Fritchman*, John K. Jordan. John says he wasn't there very long, however, he was there at the start.

* These fellow served as instructors from 2015 - 2026!

Recognition of 2026 instructors:

Jake Niedling, Randy Fritchman, Bob Law, Bill Thurman (2024-26), Bill Penicks (2023-26), and Ed Lewis (2018-26),

Recognition of all members present who have participated in the program by working at the Annual Days of Service—giving the facility and equipment care and attention— or as donors of equipment:

Day of Service: Scott Morrow, Sam DeLozier, Larry K. Green, and Lucy Bob.


Demo: Don Land did a demo of kaleidoscopes in 2025.

Equipment donations: John K. Jordan and Pauline Bayne.

Pauline explained that she was scheduled to demonstrate pyrography to the students in April but had to move that demo to May. She had planned to have two sessions with them, but then it turned out that with the appointment of a full-time teacher, our program ended that month. Because she no longer had a lathe, Bill Thurman and Jake Niedling graciously turned 2 plates each for her to use in the demo. She had decorated these plates with pyrography and color so she gave one each back to Bill and Jake and one to Randy Fritchman since each of them had been so dedicated to the program.

Actually, everyone in our club should be recognized because throughout the years, part of our membership dues have been allocated to support this woodturning educational program. The Board has allocated regular support and sometime contributed to the cost of replacing costly equipment. Kudos to years of BOD members and to the entire membership for their support. Our treasurer, Jack Harrison, added up the total WVR support for the last 6 years: \$_____.

Gordon Sloane added that in 2016, Bob Law applied for an AAW grant and the chapter received \$5,000, which bought 5 lathes! And in 2017, we received the 2d place award for Newsletter of the Year.



Wears Valley Ranch
The Woodturning Shop
At the Sawmill
Sponsored by



WVR Woodturning Volunteers
 — 2025-2026 —
 There were so many others
 through the years!

2025 Member's Day of Service



Jake Niedling

One of our first students - 2015

Left to Right—Ed Lewis, Bill Penicks, Scott Morrow, Bob Law, Tom Nektivatal, unidentified, Andy Milligan, Steve Kozick



Bob Law & Drue Hogland

Bill Penicks, Jake Niedling, Scott Duncan, unidentified, Chris Burt



Randy Fritchman & Ed Lewis



Jake Niedling & Bill Thurman



Randy Fritchman & Bill Thurman





What's Happening at the Ranch - Epilogue - June 2026

I'd like to take this opportunity to again say "Thank You" to all of the Chapter members who have, over the years, supported the Educational Program at Wears Valley Ranch with their timer and resources. From instructors and participants in our annual days of service to the many people who have contributed supplies, equipment and finished bowls/other projects, I am most grateful for your help.....



Back:
Bill Thurman
Bill Pence
Ed Lewis

Front:
Bob Law
Randy Fritchman
Jake Niedling

The 2026 Instructor Team

The Woodworking program at the Ranch will be changing this Fall as will our organization's involvement. The program is being expanded with a dedicated instructor assuming the responsibilities we've shouldered over the years. This expansion of the program we pioneered will eventually include cabinetry & furniture making.

Show & Tell - June 2026



Randy Fritchman



Randy Fritchman



Gordon Sloane



Roy A. Cuff



Roy A. Cuff



Bill Thurman



Jake Niedling



Jake Niedling



Roy A. Cuff



Autumn Potter



Larry Bass



Larry Bass



Roy A. Cuff




Neil Smith



Eric Winckler



Maria D'Elis



Roy A. Cuff



Bill Thurman & Pauline Bayne



Pauline Bayne



Jake Niedling & Pauline Bayne



Jake Niedling & Pauline Bayne